

LINTEX / FRAME Mobile



FRAME MOBILE

A double-sided glass mobile writing board with a bentwood frame. The softly rounded frame defines the work surface and doubles as a handle when moving the board between locations. Frame mobile is available in two sizes, each of them in two versions, a model with coordinating light grey feet, castors and frame and another with solid oak feet, black castors and matching oak frame. FRAME is available in MOOD- or SILK-GLASS® in 24 colours. Designed by Halleroed and Matti Klenell.

Frame and feet available in grey or oak
FSC Mix: FSC-C170086
MOOD- or SILK-GLASS® in 24 colours
Magnetic writing surface
Tempered, low iron glass
EPD (EPD International): S-P-05338

Article number	Name	Size w x h mm	Weight kg
70920-colour code	FRAME Mobile, oak frame and feet. Black casters	750 x 1960	46
70910-colour code	FRAME Mobile, oak frame and feet. Black casters	1200 x 1960	71
70920M-colour code	FRAME Mobile, SILK-GLASS®, oak frame and feet. Black casters	750 x 1960	46
70910M-colour code	FRAME Mobile, SILK-GLASS®, oak frame and feet. Black casters	1200 x 1960	71
70925-colour code	FRAME Mobile, grey frame, feet & casters (Soft 150)	750 x 1960	46
70915-colour code	FRAME Mobile, grey frame, feet & casters (Soft 150)	1200 x 1960	71
70925M-colour code	FRAME Mobile, SILK-GLASS®, grey frame, feet & casters (Soft 150)	750 x 1960	46
70915M-colour code	FRAME Mobile, SILK-GLASS®, grey frame, feet & casters (Soft 150)	1200 x 1960	71



Pure 130



Soft 150



Shy 120



Crisp 350



Calm 320



Daring 370



Dreamy 900



Vivid 910



Fair 550



Free 580



Fearless 570



Frank 540



Sunny 740



Humble 490



Brave 750



Loving 760



Lazy 140



Cozy 450



Lonely 170




Pale 230



Mellow 730



Bright 770



Naive 640




Blush 680




70915/70925



70910/70920



1200 x 1960



750 x 1960